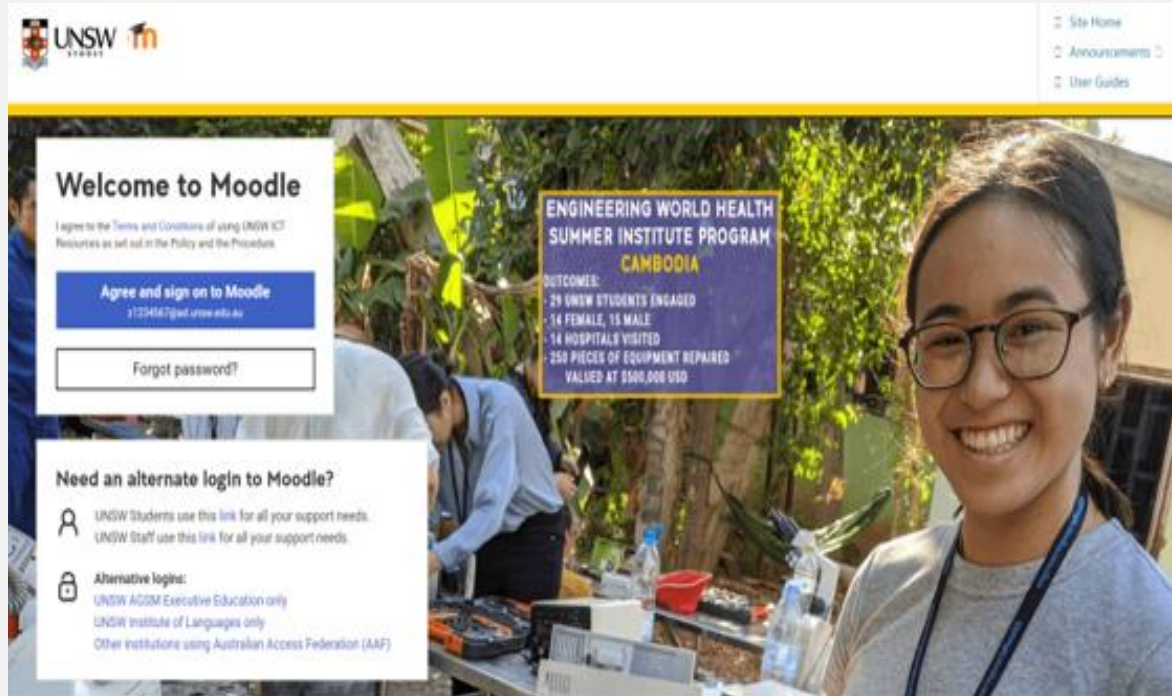
A photograph of a UNSW building with 'UNSW' written on its facade, viewed through a large, circular, metallic frame. The frame is set against a clear blue sky and a green lawn in the foreground. The text is overlaid on the image.

UNSW Moodle Single Sign On (SSO) Communications and FAQs Pack

Where is the SSO Feature in Moodle?



- UNSW is transitioning to a new method of web single sign-on that enables students and staff to log in once and automatically be signed on to multiple applications.
- This new method of sign-on is already in place for Outlook and other Office 365 products and will be rolled out to Moodle on 9 July 2020.

Where is the SSO User Experience?

Your First SSO Experience

USER JOURNEY STEPS

1. Click on 'Agree and Sign on to Moodle' button
2. Enter your z1234567@ad.unsw.edu.au
3. Enter your password
4. You are now signed into Moodle

Post SSO Experience

USER JOURNEY STEPS

1. Click on 'Agree and Sign On to Moodle' button
2. Moodle is automatically signed in

Your First Moodle SSO Experience for MyUNSW

1. User selects Moodle

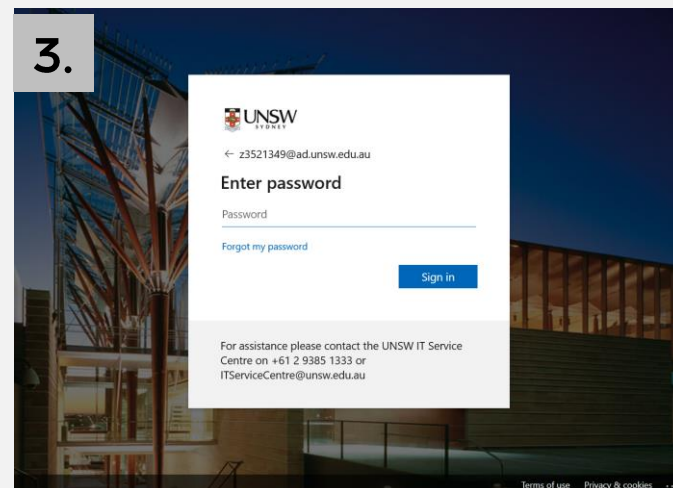
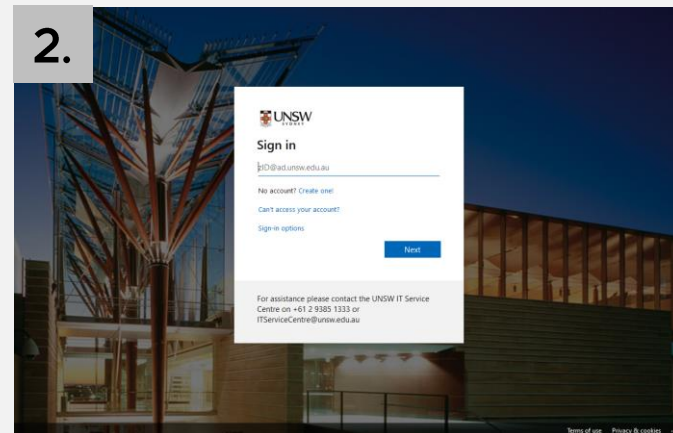
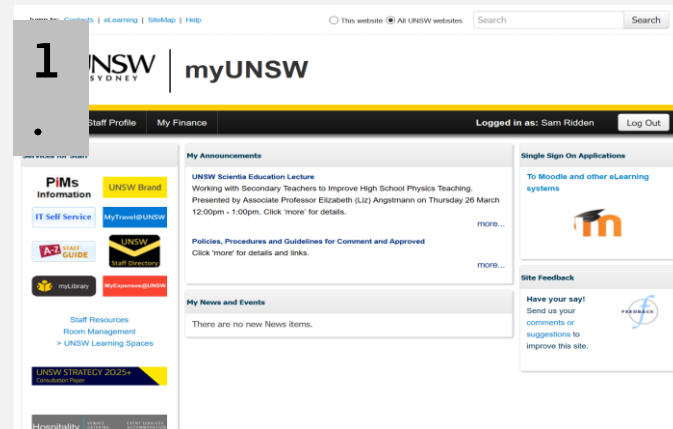
2. User enters

z1234567@ad.unsw.edu

.au username

3. User enters password

* Moodle is signed in automatically



Moodle Log-Off Notes



Moodle Logoff Considerations:

If you are using a shared computer, all users are expected to logoff their computer at the end of their session.

“If you do not log off your computer, then all of your UNSW application sessions will remain active and someone will have the opportunity to access your student account and data.”

Additional FAQs – By University Persona



I am a student, how does this impact me?

Very limited! As long as you follow the steps above, you will be able to login to Moodle and use Moodle as you would normally. Only the login has changed, which has made it safer and quicker for you to login without having to type in your UNSW ID and password each time!



I am a corporate support staff. What if someone asks me for more information to support them in their role?

Tell them they can find out more information on the UNSW IT website. Ask them if the matter is urgent – if it is, please direct them to the IT Helpdesk via our UNSW IT Website or on +61 2 9385 1333.



I am an academic, what if my students ask me what has happened to Moodle sign on?

Tell your students that UNSW is using SSO to ensure better security and to create a more seamless experience for Moodle users. If they have more questions, please direct them to the IT Helpdesk.