

Access eduroam at the Precinct – from your Android device

What is eduroam?

eduroam (education roaming) is a secure, world-wide roaming access service that allows university staff and students to access wireless internet at participating national and international eduroam campuses, including the Randwick Precinct.

When should I use eduroam?

When working from the Precinct, it is recommended that UNSW staff use the **eduroam wi-fi network**.


Tips when using eduroam

You may experience difficulties when trying to use eduroam within precinct or when working between UNSW and the hospital.

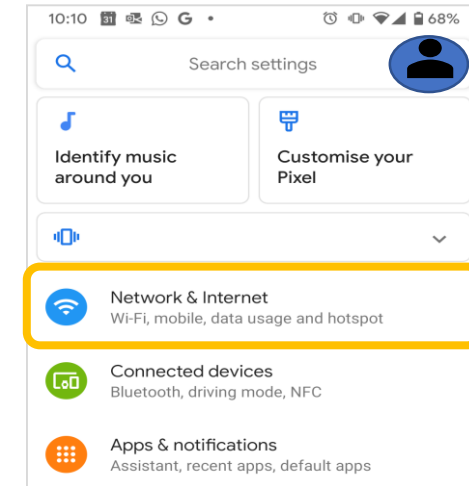
If you are not able to connect to eduroam from your device after entering your UNSW credentials, you need to [“forget this network”](#), and reconnect. To do this please follow the following instructions.

Forget the eduroam network

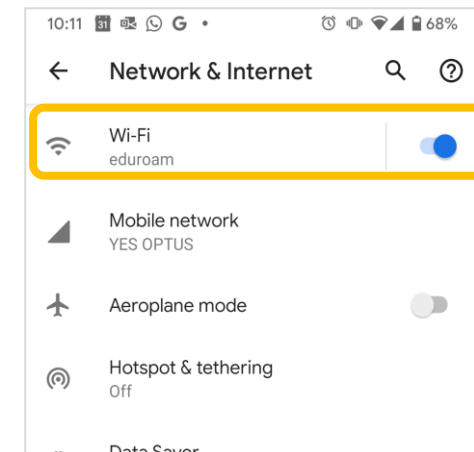
1. Click **Settings**



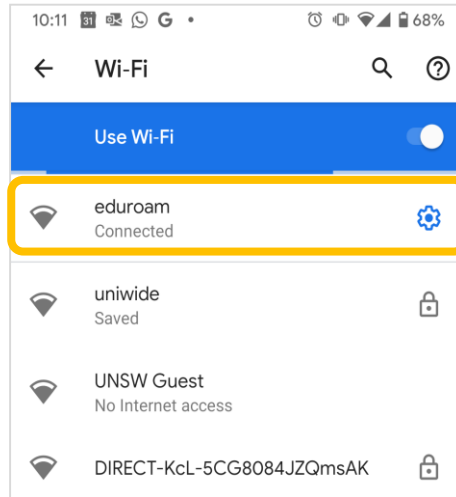
2. Select **Network & Internet**



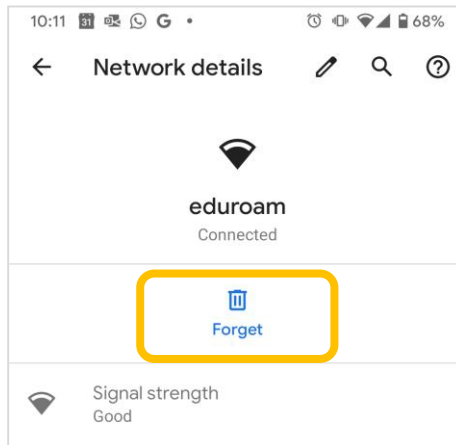
3. Select **Wi-Fi**



4. Select eduroam



5. Select Forget

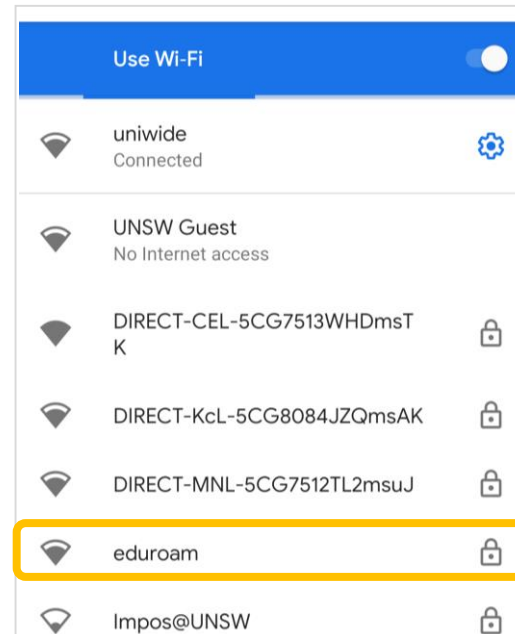


You've now forgotten eduroam.

Reconnect to eduroam

6. Select eduroam and reconnect

- From **Wi-Fi**, select **eduroam**
- Enter your UNSW credentials as listed below
User: z1234567@unsw.edu.au + your zID password



You are now ready to use eduroam!

For more information on eduroam please click [here](#) or visit the UNSW IT website and search eduroam.

For feedback on this guide please email c.chappell@unsw.edu.au