

# Access eduroam at the Precinct – from your iPhone

## What is eduroam?

eduroam (education roaming) is a secure, world-wide roaming access service that allows university staff and students to access wireless internet at participating national and international eduroam campuses, including the Randwick Precinct.

## When should I use eduroam?

When working from the Precinct, it is recommended that UNSW staff use the **eduroam wi-fi network**.


## Tips when using eduroam

You may experience difficulties when trying to use eduroam within precinct or when working between UNSW and the hospital.

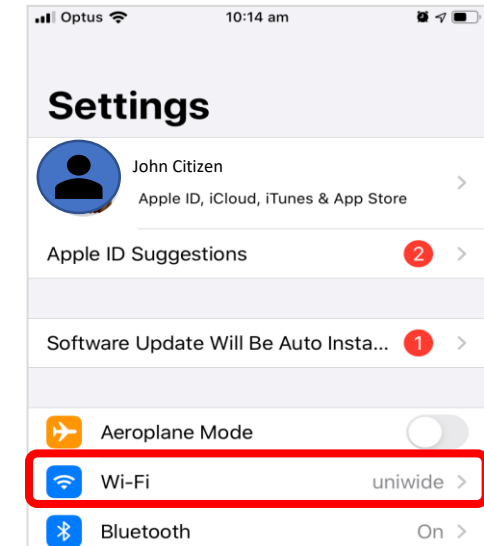
If you are not able to connect to eduroam from your device after entering your UNSW credentials, you need to [“forget this network”](#), and reconnect. To do this please follow the following instructions.

## Forget the eduroam network

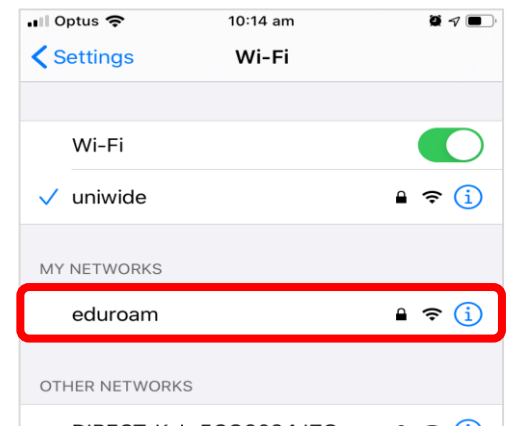
### 1. Click **Settings**



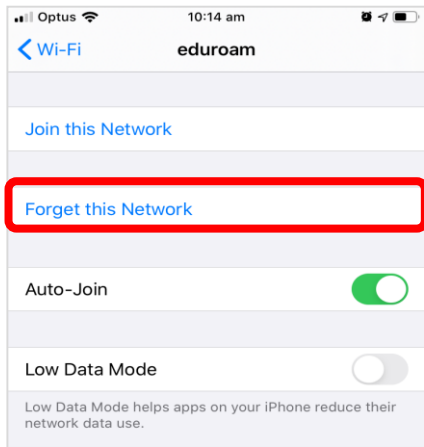
### 2. Select **Wi-Fi**



### 3. Select **eduroam**



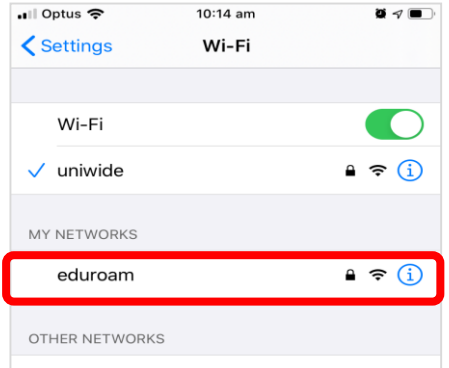
## 4. Select **Forget this Network** and then **Forget**



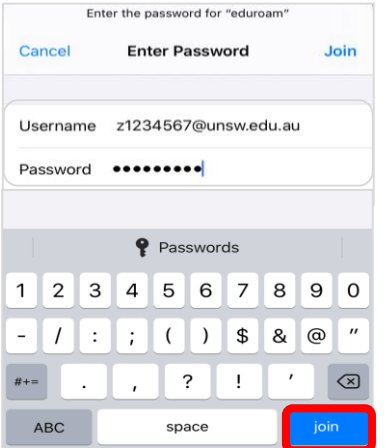
*You've now forgotten eduroam.*

## Reconnect to eduroam

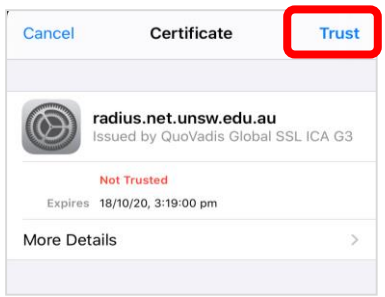
## 5. From **Wi-Fi** in **Settings**, search for eduroam and select it



## 6. Enter your UNSW credentials as shown below (please note **ad** in not required) and select **Join**



## If the following screen comes up, select **Trust**



*You are now ready to use eduroam!*

For more information on eduroam please click [here](#) or visit the UNSW IT website and search eduroam

For feedback on this guide please email [c.chappell@unsw.edu.au](mailto:c.chappell@unsw.edu.au)